

Corvairization

TUCSON CORVAIR ASSOCIATION TUCSON, ARIZONA

Volume 17 Number 5

August 1991



"Here's the deal, Ralph: When she starts to swap ends, you just hit the JATO bottle."
Reprinted from Road and Track

Thanks to the Detroit Aircooler

TUCSON CORVAIR ASSOCIATION

CORVAIRSATION is a monthly publication of the **TUCSON CORVAIR ASSOCIATION**, which is dedicated to the preservation of the Corvair model of the Chevrolet Motor Division. The Tucson Corvair Association is a chartered member of the **CORVAIR SOCIETY OF AMERICA (CORSA)**.

MONTHLY MEETINGS are held on the fourth Wednesday of each month except December. One technical/social event is planned for every month except July and August.

MEMBERSHIP DUES are \$10 per year and are payable to the **TUCSON CORVAIR ASSOCIATION** through the Membership Chairman.

CHANGE OF ADDRESS: Send any change of address or phone number to the Membership Chairman. Don not send changes to the Editor.

CORSA MEMBERSHIP DUES are \$25 per year and include a subscription to the *CORSA Communique*, a monthly publication. See a TCA Officer for a membership application.

CLASSIFIED ADS are **FREE** to a TCA Members and \$1.00 per line to all others. The deadline for materials submitted for publication is the 10th of the month for that month's issue. Mail or deliver all materials to the Corvairsation Editor. Articles are welcome for publication.

BUSINESS MAILING ADDRESS: P.O. Box 50401, Tucson, Arizona 85703.

WHEELS AND SPOKES

PRESIDENT

Dave Baker
7041 Arrowhead Drive
Tucson AZ 85715
(602) 296-1392

BOARD MEMBER-AT-LARGE

Barry Cunningham
3725 E. 32nd Street
Tucson AZ 85713
(602) 747-9028

CORVAIRSATION EDITOR

Van Pershing
4842 W. Paseo de las Colinas
Tucson AZ 85745
(602) 743-9185

VICE PRESIDENT

Al Crispin
6850 E. Edgemont Place
Tucson AZ 85710
(602) 722-9445

MEMBERSHIP CHAIRMAN

(Dues & Change of Address)
Marty Kuluski
2311 N. Tucson Blvd.
Tucson AZ 85716
(602) 326-5770

ASSISTANT EDITOR

Alan Atwood
4287 N. Limerlost Place
Tucson AZ 85705
(602) 888-4433

TREASURER

Marty Kuluski
2311 N. Tucson Blvd.
Tucson AZ 85716
(602) 326-5770

LIBRARIAN

Dave & Beverly Baker
7041 Arrowhead Drive
Tucson AZ 85715
(602) 296-1392

MERCHANDISE CHAIRMAN

Don Robinson
2044 W. Shalimar Way
Tucson AZ 85704
(602) 297-1356

RECORDING SECRETARY

Verne Cauble
5950 N. Camino Arizpe
Tucson AZ 85718
(602) 299-1122

BOARD OF DIRECTORS

Current TCA Officer
Corvairsation Editor
Ron Allen
Dave Baker (2 votes!)

FROM THE PRESIDENT

MANY THANKS TO TED CHRISTIANSEN AND MARY ANN CHAPMAN FOR INVITING CLUB MEMBERS TO THEIR HOUSE SATURDAY THE 27TH FOR A PAINT AND BODY TECH SESSION. AL CRISPEN SAID THAT MANY SECRETS WERE REVEALED AND MUCH WAS LEARNED OF THE MYSTERIES IN THE CHEMISTRY AND TECHNIQUE OF PAINT AND BODY WORK. HOW ABOUT GIVING TED AND MARY ANN A CALL THE NEXT TIME YOU DECIDE YOUR CORVAIR MACHINE NEEDS A LITTLE BEAUTIFICATION.

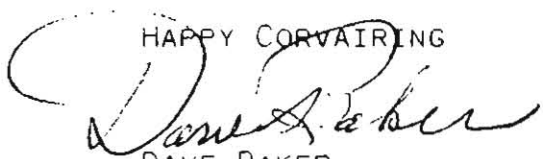
THE CASAS DE LOS NINOS EVENT IS COMING UP LIKE THUNDER. VERNON GRIFFITH IS THE CHAIRMAN AND HE SAYS THAT HE WILL HAVE A REPRESENTATIVE FROM THE CASA TO TELL US ALL ABOUT IT AT THE AUGUST MEETING. PLAN TO LISTEN CAREFULLY AND THINK ABOUT GETTING THOSE CARS READY. BRING EXTRA MONEY TO BUY RAFFLE TICKETS FOR THE '67 FIREBIRD.

THE VIDEO TAPE OF THE 1990 CONVENTION FINALLY ARRIVED IN THE LIBRARY AND I ACTUALLY VIEWED IT IN ITS ENTIRETY. IT WAS GOOD. THERE WAS AN IN DEPTH SEGMENT ON THE DEVELOPMENT OF THE CORVAIR AND ESPECIALLY THE MANY EVOLUTIONS OF THE BODY STYLE. WORTH WATCHING.

THE OTHER UPCOMING EVENT IS, OF COURSE, THE GREAT WESTERN FAN BELT TOSS IN INDIO, CALIFORNIA, NOVEMBER 1-3. VAN PERSHING PUBLISHED "ALL ABOUT IT" IN THE JULY CORVAIRSA-TION.

GORDON CAUBLE WILL TELL US ALL ABOUT THE NATIONAL CONVENTION WHICH HE ATTENDED IN WASHINGTON D.C. AT OUR AUGUST MEETING.

HAPPY CORVAIRING



DAVE BAKER
PRESIDENT
BRAKEMAN

CORVAIRS - 10

PRESENT - 28

THE REGULAR MONTHLY MEETING OF THE TUCSON CORVAIR ASSOCIATION WAS CALLED TO ORDER AT 7:45 BY PRESIDENT DAVE BAKER, JULY 24, 1991 AT THE PICADILLY CAFETERIA, 6565 E. BROADWAY, TUCSON, ARIZONA.

GEORGE BANCHART WAS INTRODUCED AS A GUEST AND ALSO THE GUEST SPEAKER.

THE MINUTES OF THE PREVIOUS MEETING WERE APPROVED AS PRINTED IN THE CORVAIRSACTION.

THE TREASURER'S REPORT WAS READ. WE HAVE \$918.00 IN THE CHECKING ACCOUNT. SOME BACK DUES WERE ANNOUNCED.

VICE PRESIDENT AL CRISPEN ANNOUNCED THAT A SEPTEMBER MID-MONTH ACTIVITY HAD NOT YET BEEN PLANNED. MORE LATER.

THE LIBRARIAN URGED THAT THE MEMBERS TAKE ADVANTAGE OF THE BOOKS, TOOLS, AND TAPES THAT ARE AVAILABLE.

VERNON GRIFFITH, CHAIRMAN OF THE CASAS DE LOS NINOS CAR SHOW, SAID THAT DETAILS WILL BE ANNOUNCED AT THE AUGUST MEETING.

RON ALLEN, CHAIRMAN OF THE CHRISTMAS PARTY, TOLD THE GROUP THAT THE PARTY WILL BE HELD AT WEBB'S OLD SPANISH TRAIL STEAK HOUSE, ON SATURDAY, DECEMBER 14TH.

DRAWING PRIZES FOR NEXT MONTH WILL BE BROUGHT BY STERLING WININGS, TED CHRISTIANSEN, AL CRISPEN, AND DON CHASTAIN.

MARIANNE AND TED CHRISTIANSEN WERE HOLDING A FREE DENT PULLING LAB ON JULY 27, AT THEIR HOME.

AFTER THE BREAK, THE GUEST SPEAKER, GEORGE BANGHART, SHOWED HOW AN AUTOMATIC TRANSMISSION WAS PUT TOGETHER.

THE DRAWING WAS HELD AS A FINALE TO THE EVENING AND THE PRIZES WERE WON BY JOHN HEISCH, 2 BY JOSHUA DEWITT, AND 2 BY MRS. WININGS.

RESPECTFULLY SUBMITTED.

ACTING SECRETARY



DE SOTO PACKARD

Studebaker AUTOMOTIVE SALES CORPORATION FORD Falcon

"This time it's Hudson"

ORPHAN CAR PICNIC

RAMBLER

KAISER

SEPTEMBER 29, 1991

WHAT: AN INFORMAL CAR SHOW FOR OUT OF PRODUCTION MODELS. BRJNG YOUR PICNIC LUNCH!

WHERE: LOS OLIVOS PARK 28TH ST & DEVONSHIRE (NORTH OF INDIAN SCHOOL)

WHEN: SUNDAY, SEPTEMBER 29 REGISTRATION BEGINS AT 8:00 AM TROPHY PRESENTATION AT 3:00 PM

COST: \$6.00 IN ADVANCE (HIGHLY ENCOURAGED) \$9.00 DAY OF SHOW!

LOTS OF UNUSUAL TROPHIES AND DASHPLAQUES FOR EVERYONE

SPONSORED BY: THE VALLEY ROADRUNNERS CHAPTER, VETERAN MOTOR CAR CLUB OF AMERICA

HUPMOBILE

FRAZER



FOR INFORMATION CALL:
KEN KROL - 866-2786
JUDY PRZYBYLA - 375-2301



You'll be Ahead with Nash

Auburn

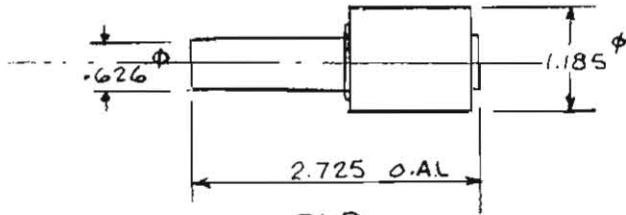
Corvair

WILLYS GRAHAM EDSEL IMPERIAL

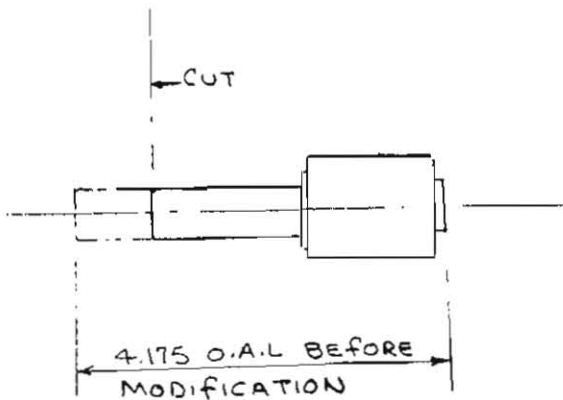
TECH TOPIC

ENGINE NOISY? MAYBE IT'S YOUR IDLER OR FAN BEARING. CONSIDER THE REVOLUTIONS THESE BEARINGS HAVE MADE IN THE LAST 20 YEARS

THE FOLLOWING SKETCHES REPRESENT BEARINGS AVAILABLE



- OLD
IDLER BEARING REFERENCE DIMS.
#



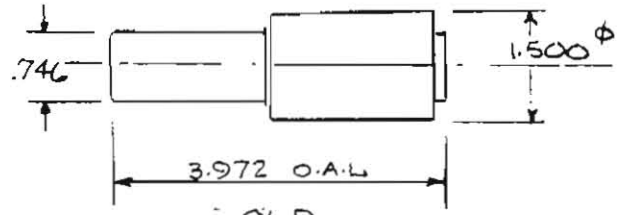
NEW
BOWER/BCA #88106-1 (MODIFIED)

FROM LOCAL SUPPLIERS AND COMPARED DIMENSIONALLY WITH THE OLD GM BEARING.

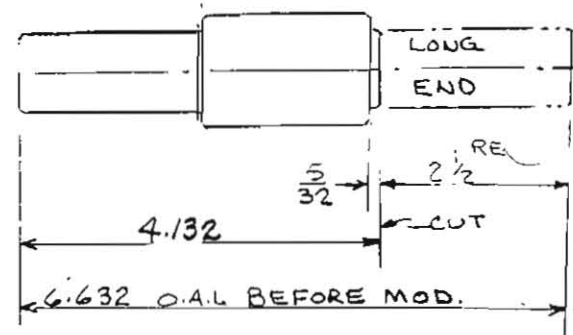
THE IDLER BEARING REQUIRES CUTTING THE SHAFT AS NOTED ABOVE.

THE NEW BCA BEARING, JUST AS IT COMES FROM THE BOX, WILL WORK AS A FAN BEARING FOR EARLY MODELS.

THE LATE MODEL FAN BEARING IS AVAILABLE AS A DOUBLE SHAFT UNIT WHICH CAN BE MODIFIED AS FOLLOWS TO ALMOST DUPLICATE THE ORIGINAL THE GM ORIGINAL.



- OLD
FAN BEARING REFERENCE DIMS.
885830



NEW
NDH DELCO #88P820 LR1EL
(MODIFIED)

WATCH FOR FUTURE ARTICLES IN THE NEWSLETTER AS TO THE METHOD OF REMOVAL AND INSTALLATION.

12 WINDSHIELD WIPER/WASHER CONVERSION

If you've ever wanted to convert your single-speed wiper to the 2-speed model with washer, but were thoroughly confused by the "spaghetti" wiring harness hanging from the larger unit, you are not alone! Herewith, hopefully, is the ungarbled solution.

The mechanical installation is fairly straight forward; just reinstall the hardware components in the same locations as on the "junkie" from which you removed them, or reference another vehicle so equipped. The electrical installation, however, is not so obvious, and deserves some comment.

1) Both the single-speed system and the two-speed wiper/washer system are constantly receiving +12 volts whenever the ignition switch is either in "on" or "acc". The operation of each system relies entirely on the selective grounding of various wires at the dash panel; that being accomplished by the position of the control switch in each case. Ergo, use a "star" washer when mounting the switch, and recheck the integrity of the instrument cluster ground path.

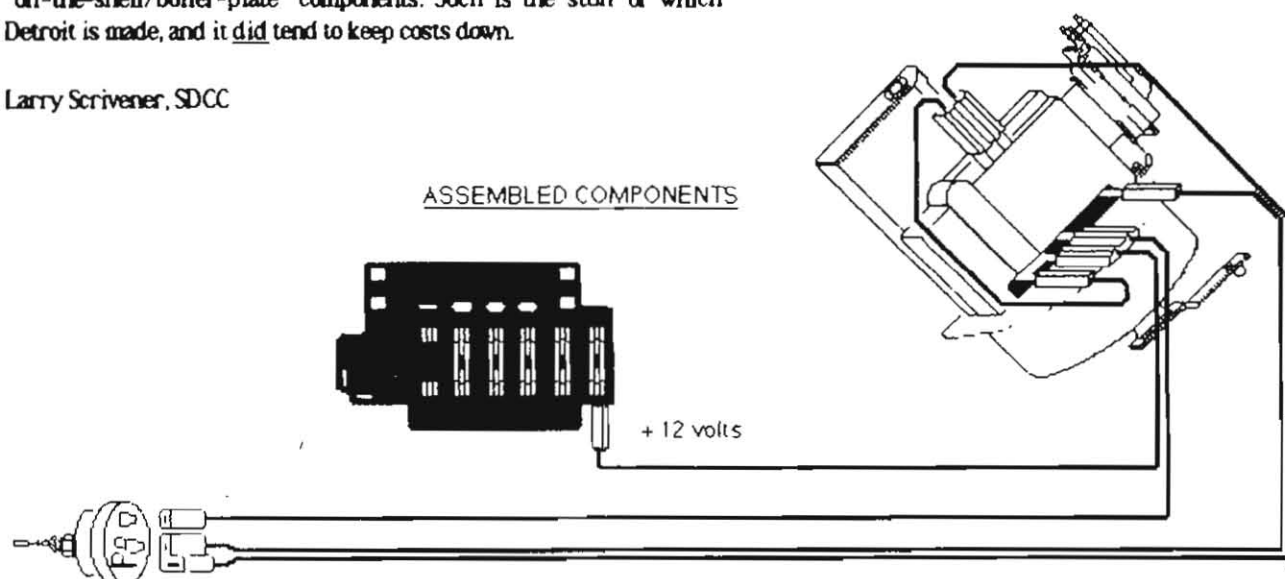
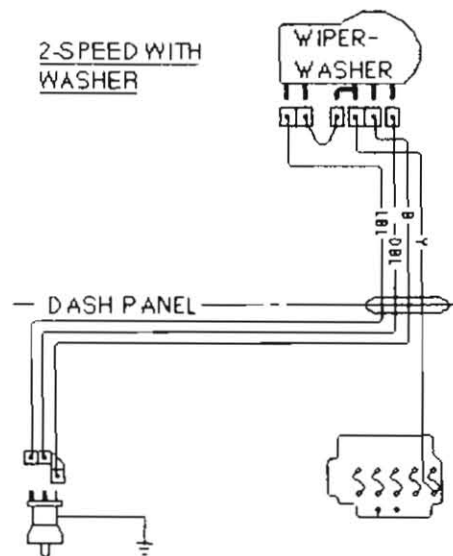
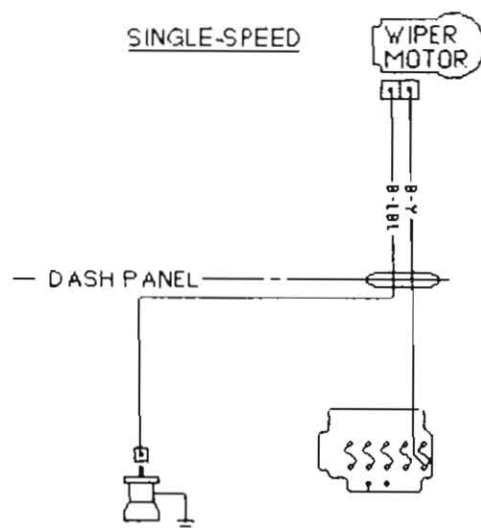
2) The connector "spades" for the washer are in a plane which is 90° from those of the wiper. Two dual-contact connectors and two single-contact connectors are found at the forward (trunk) end of the harness; it is not only possible to install them incorrectly, it is also rather likely. Ergo, the pictorials -

3) There is very little about the harness which is "tidy". Every wire which is terminated with a single-contact connector on one end winds up with a dual on the other end; although conductors are either moulded together in a "twin-lead" cable or are routed together, they each go to different terminal strips or components; the designer wasted three out of the six available contacts at the wiper/washer assembly just to get the +12 volts there! Ergo, don't spend a lot of time trying to make any sense of it; just hook it up as shown, but carefully.

4) Standard Wiring Diagram "Caveat": color-codes depicted may or may not mean anything.

In spite of the negatives above, the system obviously works quite well, and lasts a long time. I believe what we are seeing in this design are the results of an Engineer being constrained, by economics, to the use of "off-the-shelf/boiler-plate" components. Such is the stuff of which Detroit is made, and it did tend to keep costs down.

Larry Scrivener, SDCC





CORVAIRS OF NEW MEXICO

A Chartered Chapter of CORSA
The Corvair Society of America




HAVE YOU CLEANED YOUR BATTERY BOX TODAY?

One portion of the car that gets overlooked is the tray under the battery. The early model is probably worse, as moisture collects between the rubber tray and the metal. Also there is a drain hole in the body on all the cars that gets plugged. With spring arriving, take a few minutes and remove the battery and clean the metal. Some rust proof primer and a coat of paint will help too. What I have always done in to cover the top of the battery with thin foam rubber to keep the fumes from attacking the top of the fender. On the late models, you can use a marine type battery box to hold the battery and cover it too.

TIRE PRESSURES

I still see cars come into the shop because the steering is "loose". The first thing I check is tire pressures and invariably the fronts have 30-35 lbs. After lowering the fronts to 20 and making sure that rears have 32-35lbs, the problems are solved, in most cases. Sometimes it is the type of tire tread that makes the car wander, the square tire tread like the old c-70 or c-78 seems the worst, obviously radials make the most sense. The alignment will also cause problems with wandering and if the rear is out, you will chase the back of the car and it will seem that the steering is loose. Other steps to correct include raising the rear tire pressure a bit or lowering the front or both, using a size smaller tire on the front (not too small) or increasing the size of the front sway bar. The sway bar will help more in the corners correct over-steer instead of straight down the road. Lastly, a little more caster angle will help in straight line driving.



*By STEVE
GOODMAN*



Vairs 'n Spares

FOR SALE: '63 MONZA Convertible, 102HP/4-speed; white with green interior, good overall condition, new battery and exhaust system. \$1500. Larry Dandridge, 1441 S. Alvernon or 1710 S. Jefferson #10. 8/91

FOR SALE: 110HP Lakewood or van engine, excellent condition. \$250. Larry Dandridge, 1441 S. Alvernon or 1710 S. Jefferson #10. 8/91

FOR SALE: FORWARD CONTROL - Van & Pick Up parts. Reasonably priced. Everything from van door to tailgate latches; axles & trim parts. Don Robinson (602)297-1356. 4/91

FOR SALE: 90hp (Z) ENGINE. \$150. Call Don Robinson (602)297-1356. 4/91

FOR SALE: 140 HEADS, 1 set fly cut and valve seats ground, no valves. \$115 each; One only with valves, \$130. Call D. Marshall at 883-1421 morning or evening or Del Light at 883-6794. 2/91

FOR SALE: CORVAIR PARTS. Large outdoor yard full of great Corvaair parts. Call Barry Cunningham for information at (602)747-9028. 2/91

FOR SALE: '63 GREENBRIER, automatic, freshly sealed engine, new brakes, new battery, carbs rebuilt, good mechanically. Asking \$1500. Call Lewis Bailey (602)744-9307. 1/91

FOR SALE: '64 MONZA, 2-door, automatic, not running but complete. \$350. Call Del Light (602)883-5902. 12/90

FOR SALE: SPYDER COUPLE, '64, white w/ white seat and red interior trim. Rust free body and new tires. A one owner car that can be driven anywhere. \$2,900 OBO. Call Gordon Cauble (602)299-1122. 4/91

AUTO BODY REPAIR and restoration. Traveling estimates. It could be less than you think, but then again, it could be more. Corvairs are my fist love. Ted Christianson. 887-9449.

FOR SALE: NEW and GOOD USED PARTS.

Rebuilt flywheel for early or late, bolted and balanced, \$85; good FC axles with packed bearings, \$80 each; '65 Corsa wiring harnesses - main & engine compartment; new gas door guard, \$20; reconed Corvaair radio speakers, early \$15, late \$19; Other new and good used parts. Call Gordon Cauble (602)299-1122.

FOR THE DO-IT-YOURSELFERS: Mag ignition wires and long rotors, plus all regular ignition items. Wrapped fan belts, air and oil filters plus viton O-rings and oil cooler seals Call Gordon Cauble (602)299-1122.

Membership Report

The following dues are due:

August

Larry Dandridge

September

Ron Allen
Howard & Karen Fisher
Brian Goodman
Paul & Evelyn Kennedy
Donnie & Marie Williamson
Fred Zimmerman

We apologize for last month's dues list. We had some computer problems which we hope are now resolved.

Marty Kuluski

Fun Stuff Sales



SPECIALIZING IN TRUCKS, SPORTS CARS, CLEAN DOMESTICS

(602) 293-1250
FAX (602) 293-6668

3637 N. 1ST AVE., TUCSON, ARIZONA 85719
(JUST NORTH OF PRINCE RD.)

Tucson's

Best

Corvair Specialists

Automotive

Domestic & Foreign

Repair

1441 S. Alvernon Way * Tucson, Arizona 85711

(602) 750-1515

Michael Riley-Owner

Larry Dandridge-Manager

Treasurer's Report

Balance July 25, 1991.....\$919.58

Income

Raffle34.00

Dues70.00

Merchandise sales.....11.50

Total Income 115.50

Expenses

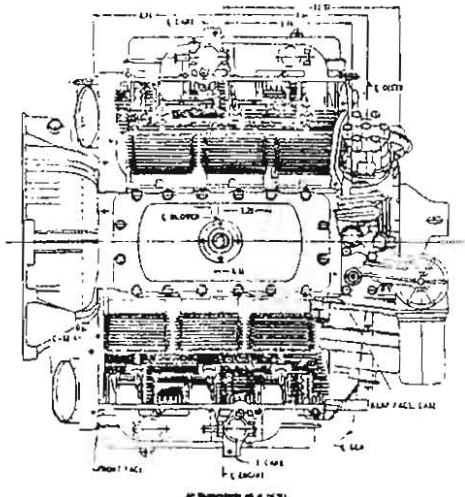
Super prizes..... 26.76

Guest speaker..... 6.30

Total Expenses 35.06

Balance August 8, 1991.....\$1000.02

Marty Kuluski



Domestic & Imports
All Repairs

8:00 am to 6:00 pm

Monday - Friday, Saturday by appointment

A/C and Carburetor
Transmissions

Brakes & Tune-ups

K & J AUTO and TRUCK REPAIR

ASE Certified Master Auto Mechanic

Owner: KEN LEWIS

Manager: JACK

7941 E. Lakeside Parkway, Bldg 109

Tucson, Arizona 85730

296-4396



IS PAINT STRIPPING A CHORE YOU DREAD?

CAPT LEE'S AUTO SPRA-STRIP IS THE PAINT STRIP PROBLEM SOLVER

SPRA-STRIP IS SAFE FOR METAL, FACTORY FIBERGLASS, RUBBER, GLASS, AND WOOD. EASILY REMOVES ANY KIND OF PAINT.

- NON-AEROSOL STRAY LIQUID: No mess - Easy to apply - Goes twice as far as pastes.
- WORKS FASTER AND BETTER: Removes up to 8 coats or more with one application - Lacquers dissolve in seconds - Enamels bubble up in minutes - can remove plastic fillers and GM primer, if desired - Completely safe for Corvettes - Easily strips seams, hard-to-reach spots, and small parts - Water completely neutralizes stripper - just scuff or etch to paint

RESTORING CARS IS OUR PASSION. IN 24 YEARS OF BUILDING CARS, WE HAVE NEVER SEEN A PRODUCT LIKE AUTO SPRA-STRIP. THAT'S WHY WE DECIDED TO DISTRIBUTE IT IN THE TUCSON AREA. CALL US FOR A DEMONSTRATION.

Ted Christianson Mary Ann Chapman 887-9449



Wrecking out . . .

.. Corvairs!

Ben & Son Auto & Truck Salvage

(formerly Jerry Bishop's)

4260 E. Illinois

Tucson, Arizona 85714

748-1444

TUCSON CORVAIR ASSOCIATION REGULAR MONTHLY MEETINGS
FOURTH WEDNESDAY of each month (except December)

Piccadilly Cafeteria, 6767 E. Broadway, Tucson

6:30 pm: Parking Lot Bull Session
7:00 pm: Dinner (optional)
7:40 pm: Meeting starts

COMING EVENTS

September 29, 1991: Orphan Car Picnic in Phoenix. See details inside. Entry forms available at meeting.

Nov 1 - 3, 1990: Great Western Fanbelt Toss and Swap Meet, to be held in Indio, California. More details inside.

October 19, 1991: Casa de los Niños Car Show

Regular Monthly Meeting: Wednesday, August 28, 1991

TCA Board Meeting: Wednesday, Sept 4, 1991 at JB's Swan & Speedway

Tucson Corvair Association
P.O. Box 50401
Tucson, Arizona 85703



FIRST CLASS MAIL

