


JULY 1982

Vol 7 No 4

Conversation



TUCSON
Corvair
ASSOCIATION





TUCSON CORVAIR ASSOCIATION

CORVAIRSATION IS A MONTHLY NEWSLETTER PRINTED FOR THE MEMBERS OF THE TUCSON CORVAIR ASSOCIATION AND OTHERS INTERESTED IN THE PRESERVATION AND RESTORATION OF THE CORVAIR AUTOMOBILE. THE TUCSON CORVAIR ASSOCIATION IS A CHARTERED CHAPTER OF CORSA [CORVAIR SOCIETY OF AMERICA] AND MEMBERS OF THE TUCSON CORVAIR ASSOCIATION ARE REQUIRED TO JOIN AND MAINTAIN MEMBERSHIP IN CORSA.

MONTHLY MEETINGS ARE HELD ON THE 4th WEDNESDAY OF EACH MONTH. ONE ADDITIONAL SOCIAL AND/OR TECHNICAL EVENT IS HELD EACH MONTH. DETAILS ARE PUBLISHED IN THE NEWSLETTER.

DUES FOR TUCSON CORVAIR ASSOCIATION MEMBERSHIP ARE \$9.00 PER YEAR, PLUS AN ADDITIONAL FEE OF \$2.50 UPON INITIAL JOINING. FOR FAMILY MEMBERSHIPS ADD \$1.00 PER YEAR. CORVAIR SOCIETY OF AMERICA MEMBERSHIP IS \$14.00 PER YEAR AND IS ACCOMPLISHED DIRECTLY BETWEEN INDIVIDUALS AND CORSA AT P.O. BOX 2488 PENSACOLA, FL 32503

DEADLINE FOR ALL MATERIAL FOR PUBLICATION IS THE 2nd TUESDAY OF THE MONTH. CONTRIBUTIONS ARE SOLICITED, AND SHOULD BE TYPED IF AT ALL POSSIBLE. SEND TO CORVAIRSATION EDITORS AT 7050 CALLE MARTE, TUCSON, AZ 85710 NO COPY CAN BE RETURNED.

CLASSIFIED ADVERTISING IS FREE TO MEMBERS, AND \$2.00 PER 4 LINE AD TO NON-MEMBERS. COPY SHOULD BE MAILED TO THE EDITORS AT ADDRESS ABOVE. COMMERCIAL ADVERTISING IS ARRANGED THRU GORDON CAUBLE, 5950 NORTH CAMINO ARIZPE, TUCSON, AZ 85718. PH 602-299-1122

PRESIDENT:

ED SANFORD
1710 S. CEYLON PL.
TUCSON, AZ 85710
602-885-9214

VICE-PRESIDENT

DON SCHNUR
SASABE STAR RTE M BOX 495
TUCSON, AZ 85736
602-822-1027

SECRETARY-TREASURER

ED CAREY
1501-A EAST PRINCE RD.
TUCSON, AZ 85719
602-327-4469

RECORDING SECRETARY

LUCY POST
114 N. AVENIDA CAROLINA
TUCSON, AZ 85711
602-326-3351

EDITORS:

LOUIS AND LERA LAGE
7050 CALLE MARTE
TUCSON, AZ 85710
602-747-3344

MEMBERSHIP

GEORGIA LEWIS
6657 E. 17th ST
TUCSON, AZ 85710
602-747-1692

LIBRARIAN

DAVID MARTIN
820 EAST ADELAIDE DR.
TUCSON, AZ 85719
602-884-7785

DIRECTORS

PAT HAYHURST, DON BORTLE,
GEORGIA LEWIS, DON CHASTAIN,
CORVAIRSATION EDITORS, AND
CURRENT OFFICERS.

TCA REGULAR MEETING

WEDNESDAY, June 23, 1982

Meeting was called to order by the President, Ed Sanford, at 7:45 p.m. at the Filling Station Restaurant, 6934 E. Tanque Verde Road.

Present: 42 Corvairs: 20

The minutes of May 26, 1982 regular meeting were approved as published in the Corvairsation.

Carole Sanford, Assistant Merchandising Chairman, reported the May total sales in merchandise were \$35.50. She announced there was a special on the publication, Clark's Corvair Parts, with 3 supplements for \$1.00. Requested members to stop by during break to view the items for sale as a new item has been added.

Can Project: Dan Mattingly, Chairman, reported a total of \$13.29 collected from cans for the month of May. He will take cans at break from the members who brought them.

Georgia Lewis, Membership Chairman, stressed the importance of belonging to both TCA and CORSA in order to enjoy membership privileges. She asked that those who have not received their card after paying their dues to see her at break to receive them.

President, Ed Sanford, announced that the raw material to make fuzzies for the Corvairs has been received except for the clips which should be received soon. There were enough fuzzies in stock for 4 earlier cars and 8 later models. The cost is \$25.00 for late models and \$15.00 for earlier models. Also a sample TCA patch has been ordered and should be here by the next meeting and if members are interested, an order will be placed for some. The price will be approximately \$2.00.

Mid-month Activities: President, Ed Sanford, announced there would be no mid-month activities for July and August. There are some people who are interested in competition type activities; however, we need a chairman for a competition committee. Any member interested in chairing this committee please see Ed after the meeting.

Anyone interested in attending the Syracuse, N.Y. Convention, see the President after the meeting as he has information on the convention.

After break, grab bag and door prizes were given with the winners being Don Robinson, Helen Ford, Fred Zimmerman, Don Chastain and Pat Hayhurst. Donors were Tucson Corvair Association and Barney's Auto Service.

Pat Hayhurst presented Bob Thompson a certificate and tag for his trophy as his 67 Monza Coupe won 2nd place in Modified Street class at the Mini-Convention. Frank McKenna, Jr. accepted the certificate and tag for his Dad who won Best-in-Show for his 64 Spyder Convertible at the Mini-Convention.

Winner of the 5" T.V. donated by Jerry Bishop was Dennis Coon.

For sale items and technical tip sessions followed.

Meeting adjourned at 8:45 p.m.

Respectfully submitted,

Lucy Post

Lucy Post

Recording Secretary

The President's Page

The Prez, (sobriquet BIG ED), says its just too darn hot, so he's skipping this one. We'll look forward to a bigger and better page next month.

Ye eds.

TCA MEMBERSHIP EXPIRATIONS

JULY

Linda & Dennis Coon
Sam Angus
Zack & Dorothy Wittaway
Joseph DeWolf
Warren Faidley
Robert J. Guarnieri

AUGUST

Barney Goodwin
Ed Carey
Lou Lage
Ron & Phyllis Richmond
David Martin
Patricia & Milton Stanfill

Payments may be made by mailing personal checks to Membership Chairman, Georgia Lewis, 6657 E. 17th, Tucson 85710 - or at a TCA meeting.

Family renewal: \$10.00
Single renewal: 9.00

Georgia Lewis, Membership Chairman

The Treasurer's Report

Balance	6/1/82	\$2245.85
	Income	254.54
	Expenses	129.75
Balance	7/1/82	\$2370.64

Ed Carey

The board of directors decided , at the June 30 meeting, to cancel mid-month activities for July and August.

Ed.



WHAT ARE "FUZZIES", ANYWAY?

by Van Pershing

A few weeks ago the board members decided it would be a good idea to make "fuzzies" available for all who were brave enough to attempt the installation. All of the materials were ordered and as soon as the clips arrive we'll be ready to go. I recently installed a set on my Lakewood and was very pleased with the results.

So what is a "fuzzy", anyway?? Well, they really aren't called fuzzies by anyone except those who want you to know what they are talking about. GM calls them a strip assembly, our supplier calls them beaded weatherstrip. We call them "fuzzies" because they are fuzzy! Just so you'll know what we're talking about, in Fig. 1 below find 10.710 Strip. There is one on each side of each window. They help keep the window from rattling and/or getting scratched on the sheet metal of the door.

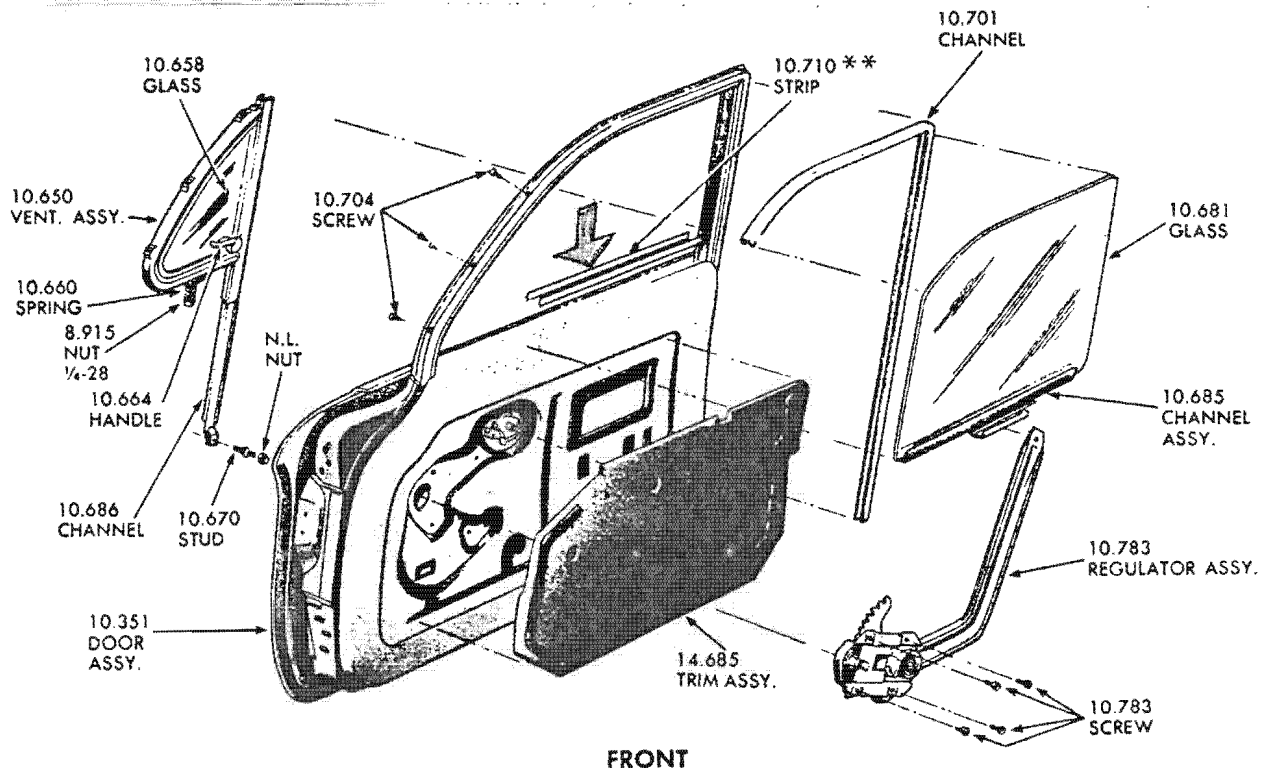


FIGURE 1

Figures 2 and 3 show the different types of fuzzies that Corvairs use. Fig. 2 is for early model cars and 95s. Fig. 3 is for late model cars. The only difference between the fuzzies we found and the originals is the bead along the top edge is stainless steel on the new ones and is painted on the originals. The paint always chips and the bead gets rusty. Fig. 4 shows the clips that have to be installed so the fuzzies can be held in place.

The installation is really not all that bad. Basically, the fuzzies have to cut to length and the clips installed. I'll go through the operation step by step for those who want to brave an attempt!!

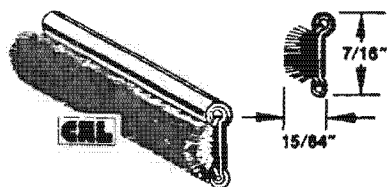


FIGURE 2
Fuzzy for 60-64

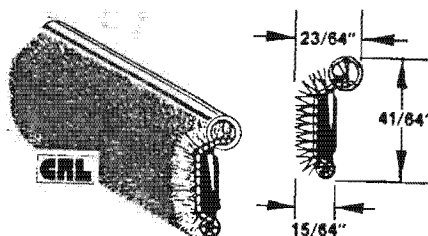



FIGURE 3
Fuzzy for 65-69



FIGURE 4
Clip

INSTALLATION:

1. Remove old fuzzies as carefully as possible so that they can be used as patterns.
2. Cut a length of fuzzy $\frac{1}{2}$ " longer than the old one.
3. Notch each end as shown in the sketch below. Cut the fuzzy with a good pair of cross cuts or tin snips. Try to cut about half way through the bead as well.



4. Now bend the end of the bead down. This finishes the ends off.
5. Using the old fuzzy assembly (or the door itself) as a guide, mark the location of each clip. If the fuzzy is a curved one like the rear side window of the late coupes, bend the fuzzy very carefully into the right shape (the stuff is flexible and will bend quite nicely) before locating the clips.
6. Lay the fuzzy with the fuzzy side down on a good hard surface. I used the end of my vise - the garage floor didn't work nearly as well. With a hammer very carefully tap the clip into place just enough to get it started through the backing of the fuzzy, being careful not to hit the stainless bead. Now, with a flat ended punch and the hammer, drive the clip prongs all the way through the fuzzy. If your surface is good and hard, the prongs of the clips work kind of like staples and, voila, the clips and the fuzzy become an "assembly".
7. Now, you can install the new assemblies into their respective locations and you're ready to go. Be sure that you are really ready to install them because once they are in they won't come back out without some damage (to the fuzzy).

The original clips for the trucks are somewhat different than the clips that are presently available. Nevertheless if you are installing them on your van they work just fine but the fuzzy ends up being about an $\frac{1}{8}$ " lower than it originally was.

If you have any troubles, please feel free to call me (743-9185) or wait until this fall when we are planning a clinic. So until then, don't shave your fuzzies??!!


P.S. The fuzzy kits will be available through the merchandising chairman hopefully at the next meeting. We're still waiting on the clips to arrive.

TECH TIP

Unlike most Corvair owners, I am not a mechanic. I made a deal with my mechanic....I promised not to fix any cars and in exchange he promised not to sell any carpet....so far I have kept my side of the deal, and I haven't caught him with any carpet samples in his garage. But anyway the Tech-Tip for the day....

I parked my Corvair in front of the customer's house, went in, made the sale, came out and started to leave. Shift into first...vroom vroom...shift into second...what the heck is going on...it won't go into second. Let's try that again...bend the shifter lever some more.... Oh me, oh my, what do I do now...think coolly. Well, the car can be driven first, third, fourth, and that's the way I drove to my mechanic's place. He got in and tried to shift the gears himself...now the opinion of the expert..."the golblamed thing won't go into second gear." I expected a shaft of lightning or a clap of thunder with that profound announcement, but nothing but awesome silence. He then said that we should contact a friend of his who was the expert on Corvair trannys..."sounds like a pin sheared in the synchro-mesh." To me it sounded like the tranny died and the transvestite wore black. He couldn't do anything until after the Fourth of July so I was content to drive my sick car without any second gear or any power at all but do not forget that David Pakula was and still is the ever present optimist and I kept trying to get the darn thing into second gear.

During the wait until the Fourth I stopped into two of the nationally advertised transmission companies for their expert opinions. They went something like this:..."Golly Gee, fella...where did you find that old car...I have never worked on one of those...I will have to check the manuals and call you back later..." Two hours later that Gomer Pyle-like guy calls back and states that he thinks the transmission needs to be pulled and looked at for any broken parts and that it will cost at least \$600.00 dollars.... The second expert said, "Boy, oh boy...is this a screwed up mothah...it's gonna cost up up the gazingus guy. And I sure hope that



somewhere in this good ole U S of A some sombitch has got the parts to fix it...around 500 bucks, guy"...I cried all the way home...but still tried to shift into second gear....Remember that rainy day in June? Well, the Lightning struck...the Thunder roared...and my car shifted into second gear. I then went to the owners manual and decided to check the lubrication on the linkage...took 15 minutes and the job was done....It was as dry as a bag of alum....Not any more....My Corvair shifts as smooth as a Jag....My Teen-Tip is to check your linkage before it binds up and you also can't shift into second.

David Pakula

This item is a reprint from the Central Virginia Corvair Club

An important message

We felt that with summer vacations coming up it would be appropriate to have a review of the roadsigns that you might see in your travels. Please read this section carefully because we want everyone to have good vacations and travel safely.



"No throwing horseshoes."




"Keep left to avoid prone Coneheads."
"Head on collisions ahead."




"Avoiding head on collisions allowed."



"Saving Christians is strictly forbidden."
 "Incorrect method of driving with a two spoke steering wheel."



"Beware of cars with umbilical chords."
 "Caution, mobile refueling in progress."




"Cow pies ahead."



"Parking for wheelchairs with headrests."



"Open season on pedestrians."
 "Wet cement sidewalks ahead."



"The end of the world is near."
 "Road explodes at the end of the center lines."



"Riderless bicycles allowed."
 "Caution, bicycles with one pedal are tricky."

Courtesy of Virginia Motor Sports Club

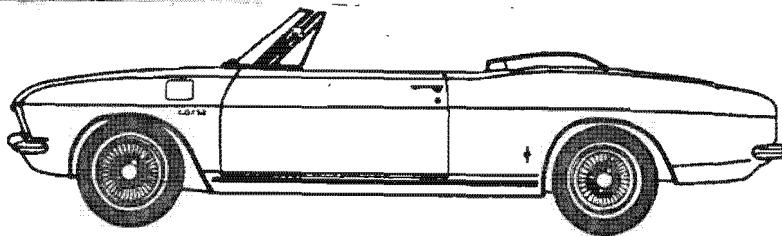
CLASSIFIED ADS

Viton "O" rings \$9.50 set, air and oil filters, early and late shock absorbers and many other hard to find parts and accessories.

Gordon Cauble 602-299-1122

For sale- trunk weatherstrip, fan belts, ignition wire sets, and many other Corvair parts and accessories, including fuel pump rebuild kits at \$8.50.

Gordon Cauble 602-299-1122



TUNE-UPS

ENGINE RESEALING

ENGINES REBUILT



AIR CONDITIONING

15% OFF CORVAIR PARTS

BARNEY'S AUTO SERVICE

3029 North Alvernon Way
881-1315

TCA MEMBERS KNOW IT'S THE PLACE TO GO !!



Jerry Bishop
is wreckin' 'em out.....
100 plus Corvairs!!!!

JERRY BISHOP'S TOWING AND SALVAGE, 4260 E. Illinois,
Tucson, AZ 85714.
PH: 602-748-1444

Jay's



**AUTO
SUPPLY
Inc.**

**A Tucson Company...
Serving Tucson!**

**We Love Corvairs —
— We Have Many
Corvair Parts . . .**

**Knowledgeable, Courteous Countermen
on duty to help you!!**

**WE CATER TO THE...
"DO-IT-YOURSELF MECHANIC"**

4112 E. GRANT
327-5991

5724 E. SPEEDWAY
745-1414

1475 W. PRINCE
887-8063

1618 S. CRAYCROFT
790-2801

4227 S. 6TH
889-5771

D. & J.
Patio Furniture & Repair
881-0034



2833 N. COUNTRY CLUB
TUCSON, AZ 85718
DAN & JAN MATTINGLY



BOGARD & LARRIVA, P.C.

**STEVEN N. BOGARD
ATTORNEY AT LAW**

15 W. WASHINGTON ST.
TUCSON, ARIZONA 85701

(602) 624-4466



CORVAIR PARTS:

When you own a distinctive automobile like the Corvair, parts and accessories are important. You can't keep your car running without them. And because they're important to you, they're important to us. Matthews Chevrolet still maintains an extensive inventory of Corvair Parts and accessories, and our service department continues to service all models of Corvairs with tender loving care. Honestly!



**MATTHEWS
CHEVROLET**

22nd & Park

792-3950

PARTS DEPT. OPEN

7:00 6:00

MON - FRI

FIRST CLASS MAIL

Bryan & Marilyn Lynch
7405 Blizzard Court
Las Vegas NV 89128
Life



CORVAIRASSATION EDITOR
7050 CALLE MARTE
TUCSON, AZ 85710

FOLD

FOLD



TUCSON CORVAIR ASSOCIATION REGULAR MONTHLY MEETING

*THE TIME JULY 28th 6:30 pm MEAL SERVED AT 7:00pm

*THE PLACE THE FILLING STATION 6934 E TANQUE VERDE RD.

*THE MENU ALL YOU CAN EAT BUFFET, INCLUDING LARGE SALAD BAR.

*THE COST \$3.99 plus drink.

FOLD

FOLD

COMING EVENTS:

Regular meeting is on the 4th Wednesday of the month.

MID-MONTH ACTIVITIES FOR JULY AND AUGUST ARE CANCELLED. WATCH
FOR ANNOUNCEMENT OF FUTURE MID-MONTH ACTIVITIES IN THE NEXT
ISSUE OF CORVAIRASSATION.